



AIRPORT COMMISSION MEETING AGENDA
 Airport Conference Room, Palm Springs International Airport
 3400 E. Tahquitz Canyon Way, Palm Springs, CA 92262
 Wednesday, May 20, 2026 - 4:00 P.M.

To view/listen/participate virtually in the meeting live, please contact the administration office at psp.commission@palmspringsca.gov to register for the Zoom meeting. There will be an email with Zoom credentials sent after registration is complete, to access the meeting and offer public comment. Registration is not required to attend the meeting in person.

In addition, the meeting will also be teleconferenced pursuant to Government Code Section 54953 from the following location(s):

Commissioner Todd Burke –Palm Springs Embassy Suites Fort Lauderdale 1100 SE 17th St, Fort Lauderdale, FL 33316	Commissioner Kevin Wiseman –Palm Desert 71-703 Highway 111, Suite 2E Rancho Mirage, CA 92270
Commissioner Christian Samlaska –Cathedral City 6633 W Kellogg Dr Wichita, KS 67209	Commissioner Dirk Voss –Desert Hot Springs Las Vegas Convention Center 3150 Paradise Rd. Las Vegas, NV 89109
Commissioner Tracy Martin - -Palm Springs 1525 Prospect Ave., Capitola, CA 95010	

Each location is accessible to the public, and members of the public may address the Airport Commission at any of the locations listed above. Any person who wishes to provide public testimony in public comments is requested to register for the Public Comments portion of the meeting. You may submit your public comments to the Airport Commission electronically. Material may be emailed to: psp.commission@palmspringsca.gov. Transmittal prior to the start of the meeting is required. Any correspondence received during or after the meeting will be distributed to the Airport Commission and retained for the official record. To view Airport Commission meeting videos, click on [YouTube](#).

City of Palm Springs:		Riverside County:	City of Cathedral City:	City of Palm Desert:
Kevin J. Corcoran – Chairman	Todd Burke – Vice Chairman	Margaret Park	Christian Samlaska	Kevin Wiseman
Daniel Caldwell	Tracy Martin	City of Indian Wells:	City of Coachella:	City of Rancho Mirage:
Bryan Ebensteiner	Samantha McDermott	Phil Valdez	Yadira Perez	Keith Young

J Craig Fong	Timothy Schoeffler	City of La Quinta: Geoffrey Kiehl	City of Desert Hot Springs: Dirk Voss	City of Indio: Rick Wise
Ken Hedrick	Vacant			
Palm Springs City Staff				
Scott C. Stiles, ICMA-CM	Harry Barrett Jr., A.A.E.	Jeremy Keating, C.M.	Victoria Carpenter, C.M.	
City Manager	Executive Director of Aviation	Assistant Airport Director	Assistant Airport Director	

1. CALL TO ORDER – PLEDGE OF ALLEGIANCE

2. Farewell to Executive Director of Aviation Harry Barrett Jr.

3. ROLL CALL

4. ACCEPTANCE OF AGENDA

5. PUBLIC COMMENTS:

Limited to three minutes on any subject within the purview of the Commission.

6. APPROVAL OF MINUTES:

6.A Minutes of the Airport Commission Regular Meeting of April 15, 2026.

7. DISCUSSION AND ACTION ITEMS:

- 7.A Art Program Update
- 7.B Festival Season Sponsorship Recap
- 7.C Business and Finance Committee Update
- 7.D Financial Update
- 7.E Projects and Airport Capital Improvement Program Update
- 7.F Marketing Update

8. COMMISSIONERS REQUESTS AND REPORTS

9. REPORT OF COUNCIL ACTIONS:

- 10.A Past City Council Actions
- 10.B Future City Council Update

10. RECEIVE AND FILE:

- 11.A Airline Activity Report April 2026
- 11.B Airline Activity Report Fiscal Year Comparison
- 11.C Request for Proposal (RFP) and Invitation for Bid (IFB) Update

12. COMMITTEES:

- 12.A** Future Committee Meetings
- 12.B** Committees Roster

13. ADJOURNMENT:

The Airport Commission will adjourn to the Regular Meeting on June 17, 2026, at 4:00 P.M.

AFFIDAVIT OF POSTING

I, Harry Barrett, Jr., Executive Director of Aviation, City of Palm Springs, California, hereby certify this agenda was posted on May 14, 2026, in accordance with established policies and procedures.

PUBLIC NOTICES

Pursuant to G.C. Section 54957.5(b)(2) the designated office for inspection of records in connection with the meeting is the Office of the City Clerk, City Hall, 3200 E. Tahquitz Canyon Way. Complete Agenda Packets are available for public inspection at: City Hall Office of the City Clerk. Agenda and staff reports are available on the City's website www.palmspringsca.gov. If you would like additional information on any item appearing on this agenda, please contact the Office of the City Clerk at (760) 323-8204.

It is the intention of the City of Palm Springs to comply with the Americans with Disabilities Act (ADA) in all respects. If, as an attendee or a participant at this meeting, or in meetings on a regular basis, you will need special assistance beyond what is normally provided, the City will attempt to accommodate you in every reasonable manner. Please contact the Department of Aviation, (760) 318-3800, at least 48 hours prior to the meeting to inform us of your particular needs and to determine if accommodation is feasible.



palm springs
INTERNATIONAL AIRPORT

AIRPORT COMMISSION

**MINUTES OF THE REGULAR MEETING OF THE AIRPORT COMMISSION OF
THE PALM SPRINGS INTERNATIONAL AIRPORT**

Wednesday, April 15, 2026 - 4:00 P.M.

1. CALL TO ORDER:

Chairman Corcoran called the Airport Commission meeting to order at 4:00 P.M. The meeting was held in-person and via videoconference.

Chairman Corcoran lead the Pledge of Allegiance.

2. POSTING OF AGENDA: Agenda posted on April 09, 2026.

3. ROLL CALL:

Commissioner’s Present:

Kevin Corcoran (Palm Springs) - Chairman	Christian Samlaska (Cathedral City)
Todd Burke (Palm Springs) -Vice Chair Via Zoom	Timothy Schoeffler (Palm Springs)
Daniel, Caldwell (Palm Springs)	Dirk Voss (Desert Hot Springs)
Bryan Ebensteiner (Palm Springs)	Kevin Wiseman (Palm Desert) Via Zoom
J Craig Fong (Palm Springs)	Rick Wise (Indio) Via Zoom
Ken Hedrick (Palm Springs)	Keith Young (Rancho Mirage)
Geoffrey Kiehl (La Quinta)	Margaret Park (Riverside County)
Tracy Martin (Palm Springs)	
Samantha McDermott (Palm Springs)	

Commissioners Absent: Phil Valdez (Indian Wells) Voss (Desert Hot Springs)

Staff Present:

Scott Stiles, City Manager
Harry Barrett Jr. Executive Director
Victoria Carpenter Assistant Airport Director

Airport Commission Minutes
April 15, 2026

Jeremy Keating, Assistant Airport Director
Daniel Meier, Deputy Director of Aviation, Marketing and Air Service
Ryan Kaspari, Deputy Director of Capital Development
Lowell Valencia - Miller, Executive Program Administrator
Christina Brown, Executive Program Administrator
Harman Singh, Project Manager
Ramon Sanchez, Operations Manager
Ed Graff, Operations Manager
Andrew Crider, Civil Engineer, Senior
Liz Granillo, Accountant
Jake Ingrassia, Marketing and Communications Specialist
Jason Hodges, Strategy and Innovation Administrator
Mariana Anguiano, Executive Administrative Assistant
Jeremy Holm, City Attorney

Others Present:

Pamela Brown Paradies Lagardère Travel Retail
Samantha White Paradies Lagardère Travel Retail
Danielle LaClair Paradies Lagardère Travel Retail

Jennifer Mckinney Gensler Architects
Veronica Chavez Gensler Architects
Neil Mclean Gensler Architects

4. ACCEPTANCE OF AGENDA:

MOTION BY COMMISSIONER CALDWELL, SECOND BY COMMISSIONER SAMLASKA, CARRIED UNANIMOUSLY, to approve the agenda as presented.

5. PUBLIC COMMENTS:

Iain Parsons gave a public comment on Item 8.D Noise Committee Update.

6. APPROVAL OF MINUTES:

6.A Minutes of the Airport Commission Meeting of March 18, 2026.

MOTION BY COMMISSIONER HEDRICK, SECOND BY COMMISSIONER KIEHL, CARRIED UNANIMOUSLY approve the minutes of MARCH 18, 2026.

7. 7.0 City Manager Update:

City Manager, Stiles provided a brief update highlighting a successful community meeting on the airport master plan and expressed appreciation for outgoing leadership. He announced the appointment of Victoria Carpenter as Interim Executive Director, noting continuity of operations and ongoing projects will remain on track. He also shared that a national recruitment effort for a permanent director will begin, with additional staffing considerations underway to support airport operations.

7.A Executive Director Report

Executive Director, Barrett, gave a verbal update to the Airport Commission.

8. DISCUSSION AND ACTION ITEMS:

8.A Bono and Courtyard Restroom Renovation Update

Staff and project consultants provided a design and status update on the airport restroom renovation project, highlighting enhanced capacity, modern amenities, and incorporation of sustainability and smart technology features. The project remains in design and permitting, with updated cost estimates trending lower than previously reported. Next steps include plan review, bidding, and anticipated construction following the 2027 peak season.

8.B Paradies Summer Ramp Down Schedule

Airport concessionaire Paradies Lagardère presented an operational and financial update, noting strong year-over-year revenue growth and increased passenger spending. Seasonal adjustments to hours and offerings were outlined for the summer period, with continued service enhancements at key locations. Additionally, a planned concept space will not move forward due to infrastructure constraints; alternative uses for the space will be explored.

8.C Operations, Properties, and Facilities Committee Update

Civil Senior Engineer Crider, and Operations Committee Chairman Wiseman reviewed vendor's proposals for new Bono Concourse seating and agreed with staff's recommended option, including layout and materials, based on durability and warranty considerations. Installation is anticipated by late summer.

MOTION BY COMMISSIONER PARK, SECOND BY COMMISSIONER HEDRICK, CARRIED UNANIMOUSLY, to approve the DARKER COLOR PALETTE FOR THE BONO CONCOURSE SEATING.

8.D Noise Committee Update

Commission Chairman, Fong provided an update.

8.E Financial Update

Accountant, Granillo provided an update.

8.F Projects and Capital Improvement Program Update

Project Manager, Singh provided an update.

8.G Marketing Update

Deputy Director of Aviation, Marketing and Air Service, Meier provided an update.

8.H Future City Council Update

Assistant Airport Director, Carpenter provided an update.

9. COMMISSIONERS REQUESTS AND REPORTS

No Requests No Reports

10. REPORT OF COUNCIL ACTIONS:

10.A Past City Council Actions

11. RECEIVE AND FILE:

11.A Airline Activity Report March 2026

11.B Airline Activity Report Fiscal Year Comparison

11.C Request For Proposal (RFP) and Invitation For Bid (IFB) Update

12. COMMITTEES:

12.A Future Committee Meetings

12.B Committee's Roster

13. ADJOURNMENT:

The Airport Commission adjourned at 6:25 P.M. to the Regular Meeting on May 20, 2026, at 4:00 P.M.

Mariana Anguiano

Mariana Anguiano
Executive Administrative Assistant



2026 Festival Season Partnerships Update



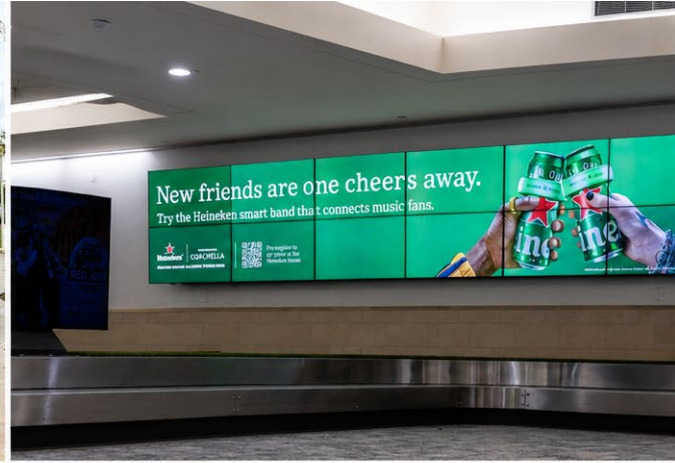
Record Breaking Sponsorship Season



- PSP hosted its largest and most diverse sponsorship season to date
- National brands, emerging companies, and local businesses activated across multiple airport environments
- Activations included print, digital, experiential, and passenger engagement opportunities
- Festival season partnerships generated over \$230,000 in gross sponsorship related revenue
- This season further positioned PSP as a premium first and last touch point for festival and leisure travelers



Activation Photos



Transforming PSP During Festival Season



Media Placements

- Jetbridge wraps
- Digital displays
- Large format printed brand assets



Guest Experience Programming

- Live DJs throughout festival weekends
- Enhanced terminal atmosphere
- Delivered unforgettable hospitality



Experiential Activations

- Courtyard pop ups
- Concourse activations
- Baggage claim engagement
- Breezeway pop up

What's Next for PSP Partnerships



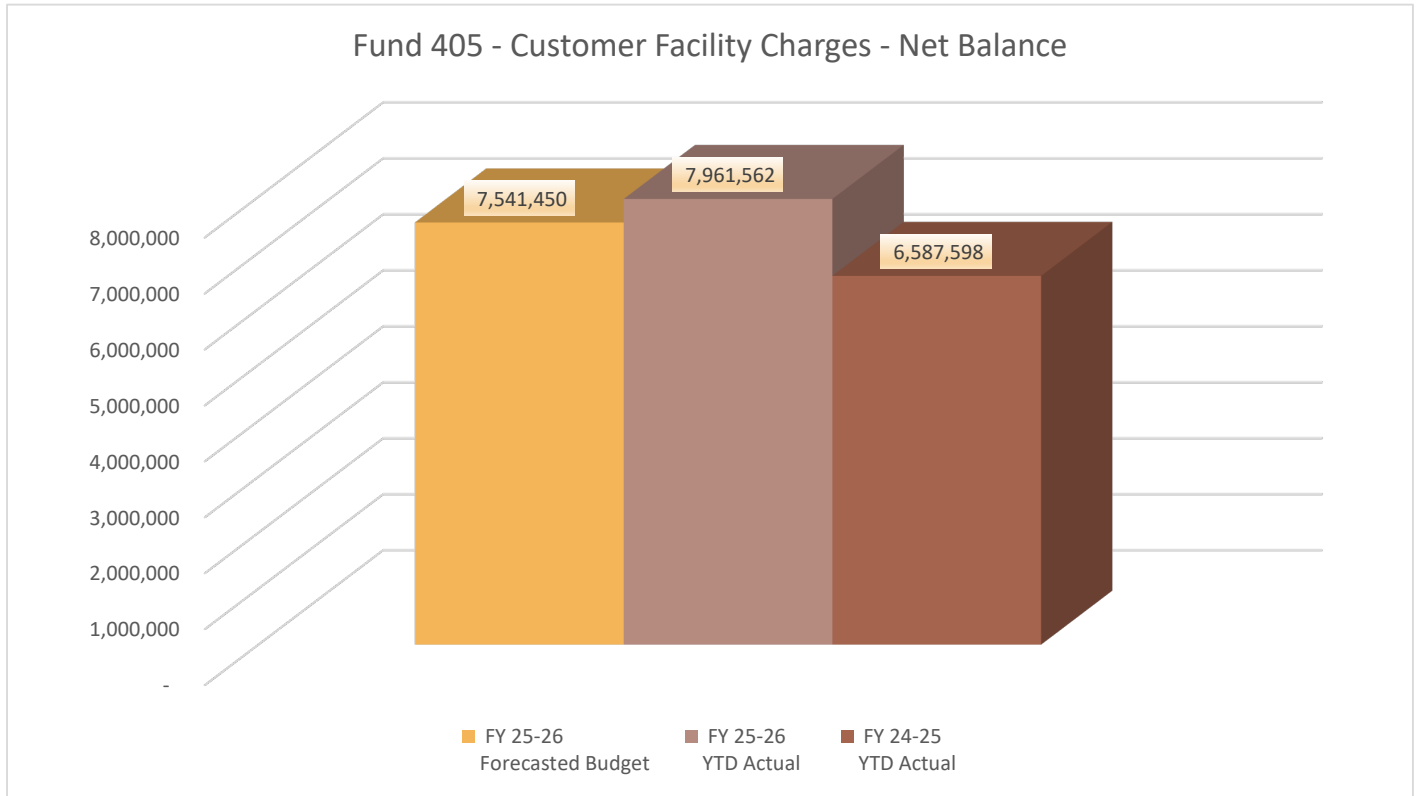
- Strong demand for airport based activations during festival season
- Ability to support multiple simultaneous partnerships across the campus
- Opportunity to expand premium and recurring sponsorship offerings
- Potential to further integrate local businesses and regional brands
- Continued growth of non aeronautical revenue opportunities



**CITY OF PALM SPRINGS
PALM SPRINGS INTERNATIONAL AIRPORT**

Financial Summary
Ending April 30, 2026

Fund 405 - Customer Facility Charges	FY 25-26 Forecasted Budget	FY 25-26 YTD Actual	FY25-26 % Of Budget	FY 24-25 YTD Actual	FY 24-25 vs FY 25-26 % Change
Operating Revenue	9,765,131	8,072,502	83%	6,635,993	22%
Operating Expenditures	2,223,681	110,940	5%	48,395	129%
Surplus / (Deficit)	7,541,450	7,961,562	106%	6,587,598	-21%



Fund 405 is the airports fund for customer facility charges (CFC).

Revenues

CFC revenue is collected by the car rental concessionaires and remitted to the Airport according to state law to support the future consolidated rental car facility project. In March 2022, City Council approved a change in the collection methodology rate from \$10 per transaction to \$9 per day up to five days maximum.

YTD, revenues of \$8,072,502 represents 83% of the full year budget, reflecting seasonal nature of CFC revenues.

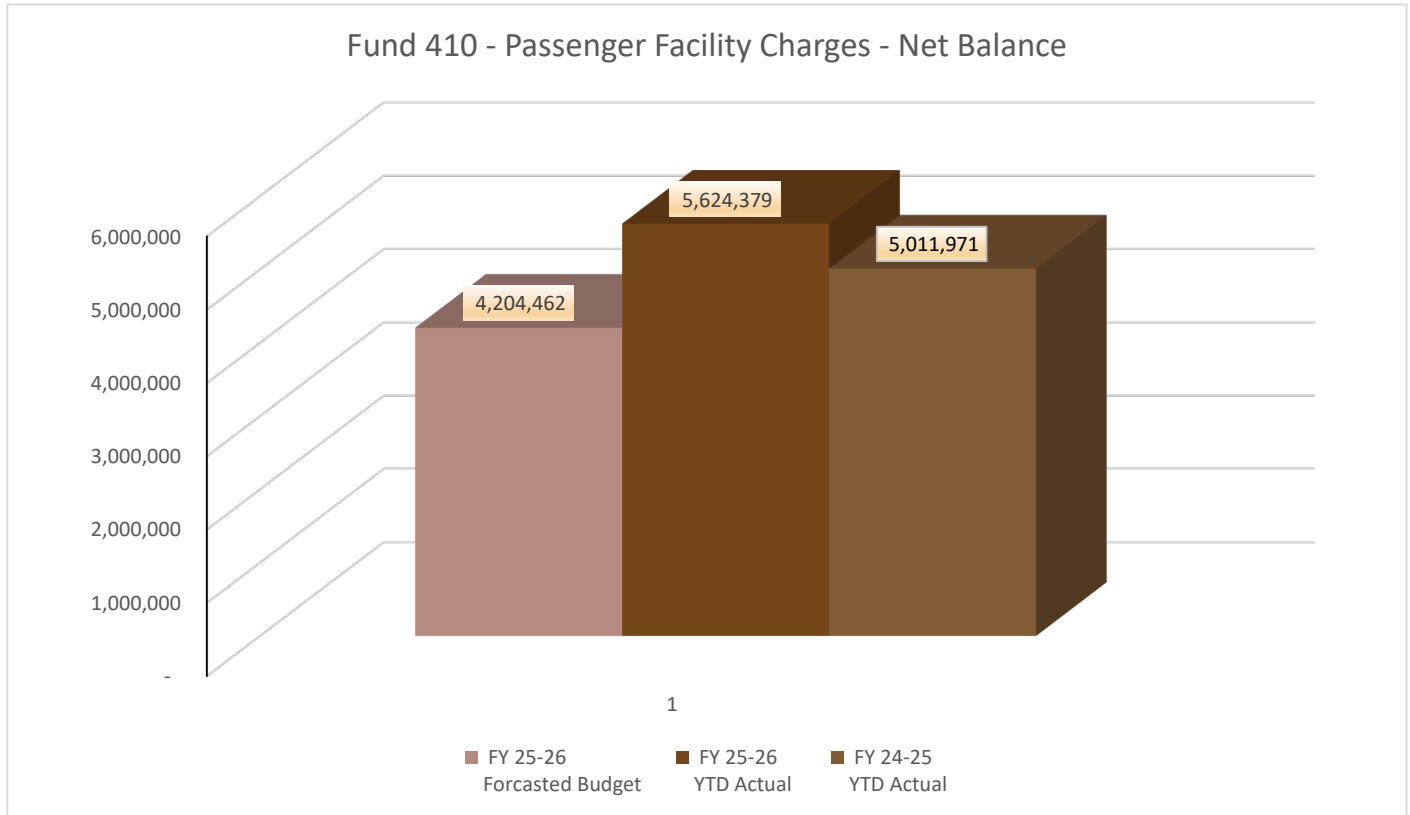
Expenditures

YTD, expenditures of \$110,940 represents 5% of the full year budgeted expenditures.

**CITY OF PALM SPRINGS
PALM SPRINGS INTERNATIONAL AIRPORT**

Financial Summary
Ending April 30, 2026

Fund 410 - Passenger Facility Charges	FY 25-26 Forecasted Budget	FY 25-26 YTD Actual	FY25-26 % Of Budget	FY 24-25 YTD Actual	FY 24-25 vs FY 25-26 % Change
Operating Revenue	6,823,575	5,894,912	86%	5,318,308	11%
Operating Expenditures	2,619,113	270,533	10%	306,337	-12%
Surplus / (Deficit)	4,204,462	5,624,379	134%	5,011,971	12%



Fund 410 is the airports fund for passenger facility charges (PFC).

Revenues

The PFC, provides a source of additional capital to improve, expand, and repair the nation’s airport infrastructure. The FAA must approve any facility charges imposed on enplaning passengers. The PFC at PSP is \$4.50 and the maximum PFC charge on any one passenger travel ticket is capped at \$18.00.

YTD, revenues of \$5,894,912 represents 86% of the full year budget, reflecting seasonal nature of PFC revenues.

Expenditures

On July 18, 2019, the City of Palm Springs issued 2019 Airport Passenger Facility Charge Revenue Bonds for \$22,270,000 to finance a portion of the design, acquisition, and construction of ticketing hall and baggage handling system improvements. Interest is payable semiannually on June 1, and December 1 of each year, commencing December 1, 2019, until maturity or earlier redemption. FY 25-26 principal is \$1,865,000 and interest is \$633,750. Expenses to fund 410 include principal and interest and contractual services to the bond consultant.

YTD, expenditures of \$270,533 represents 10% of the full year budget.

CITY OF PALM SPRINGS
PALM SPRINGS INTERNATIONAL AIRPORT
 Financial Summary
 Ending April 30, 2026

Fund 415 - Airport Operations & Maintenance	FY 25-26 Forecasted Budget	FY 25-26 YTD Actual	FY25-26 % Of Budget	FY 24-25 YTD Actual	FY 24-25 vs FY 25-26 % Change
Operating Revenue	54,538,758	45,757,112	84%	43,659,919	5%
Operating Expenditures	62,667,690	44,132,160	70%	43,909,159	1%
Surplus / Deficit	(8,128,932)	1,624,952	-20%	(249,240)	-752%

Fund 415 is the airports operation & maintenance fund which records for all the revenues and expenditures.

Revenues

Airport revenues included operating and non-operating revenues from airlines, fuel fees, terminal rentals, ground rentals, concessions, fines, parking, ground transportation, grant reimbursements, admission fees for the Palm Springs Air Museum and interest income.

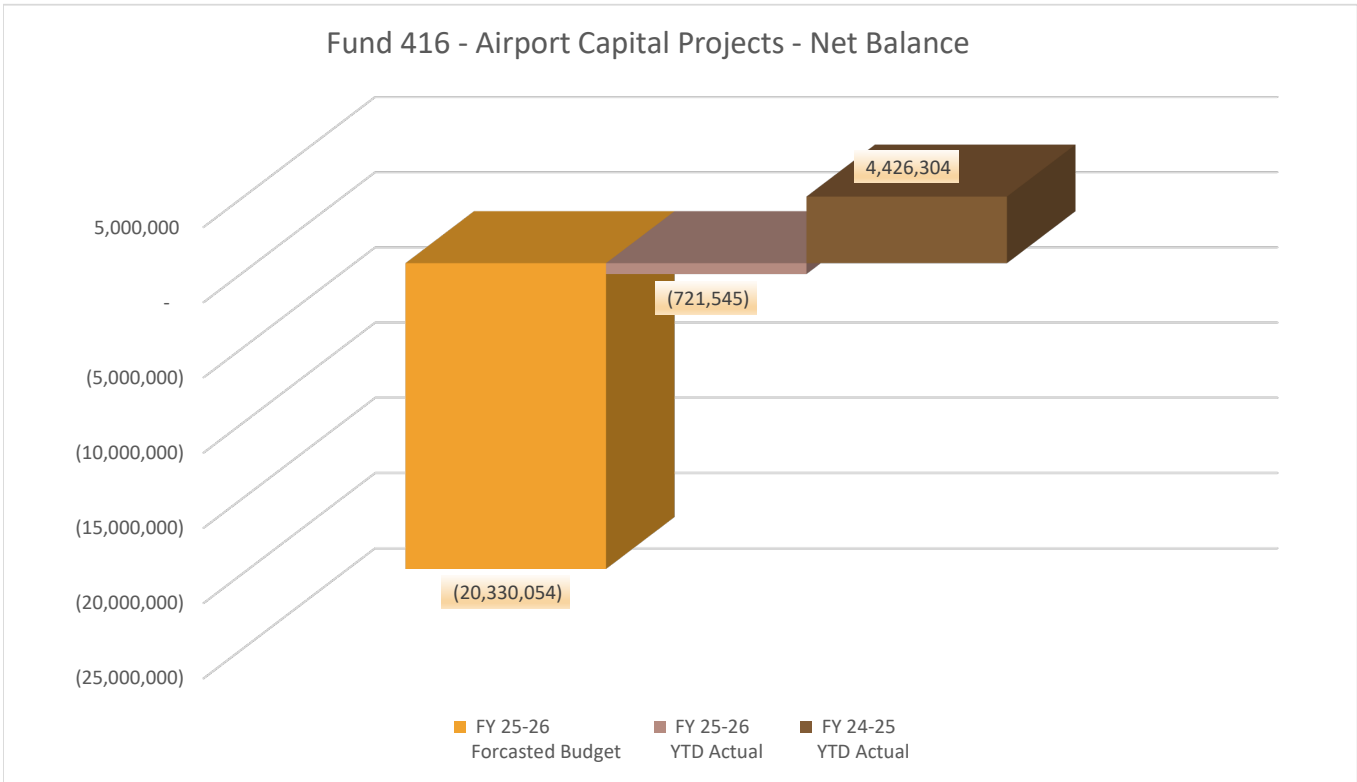
Expenditures

Airport expenditures consist of personnel, contractual services, safety and security (Aircraft Rescue and Fire Fighting (ARFF) and law enforcement), utilities, maintenance, supplies, operating equipment, insurance, employee development, equipment rentals and repairs.

**CITY OF PALM SPRINGS
PALM SPRINGS INTERNATIONAL AIRPORT**

Financial Summary
Ending April 30, 2026

Fund 416 - Airport Capital Projects	FY 25-26 Forecasted Budget	FY 25-26 YTD Actual	FY25-26 % Of Budget	FY 24-25 YTD Actual	FY 24-25 vs FY 25-26 % Change
Operating Revenue	37,051,071	6,719,029	18%	15,841,047	-58%
Operating Expenditures	57,381,125	7,440,574	13%	11,414,743	-35%
Surplus / (Deficit)	(20,330,054)	(721,545)	4%	4,426,304	-116%



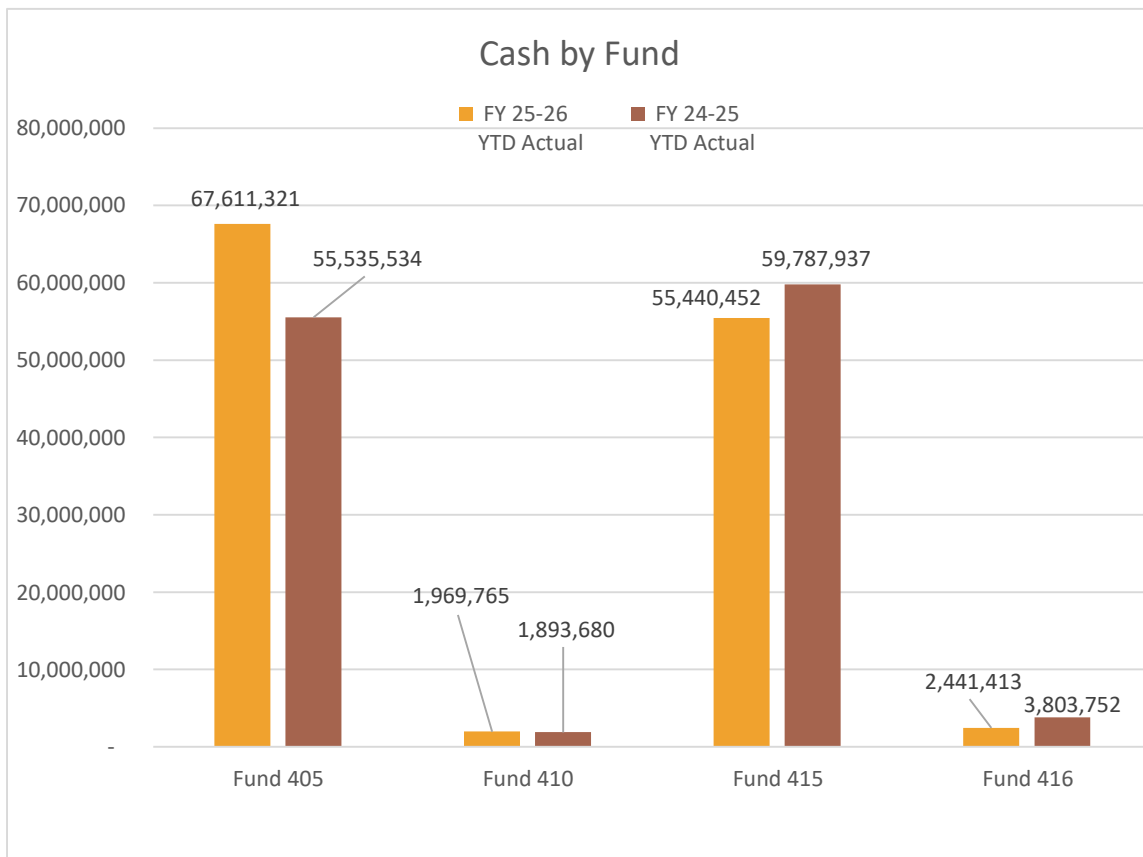
Fund 416 is the Airport Capital Program

Revenues

Airport Improvement Program (AIP) grants are offered to PSP to provide funding assistance for eligible capital projects that meet the criteria of the federal program. Additional funding is being distributed through AIP grant program by the Bipartisan Infrastructure Law (BIL). These grants have a 9.34% local share and the remaining 90.66% are reimbursed by the FAA. Revenues in excess of the Airport Operations & Maintenance are transferred to fund 416 to cover capital projects.

CITY OF PALM SPRINGS
PALM SPRINGS INTERNATIONAL AIRPORT
 Financial Summary
 Ending April 30, 2026

<u>Cash Summary</u>	FY 25-26 YTD Actual	FY 24-25 YTD Actual
Fund 405	67,611,321	55,535,534
Fund 410	1,969,765	1,893,680
Fund 415	55,440,452	59,787,937
Fund 416	2,441,413	3,803,752





Marketing, Air Service, Communications, & Guest Experience

May 2026



palm springs
INTERNATIONAL AIRPORT

Air Service

Passenger Traffic



Total Passengers (Arriving & Departing)

April 2026	April 2025	% Passenger Change
387,225	406,506	-4.7%

Passengers Arriving on Canadian Airlines

April 2026	April 2025	% Passenger Change
17,540	19,785	-11.4%

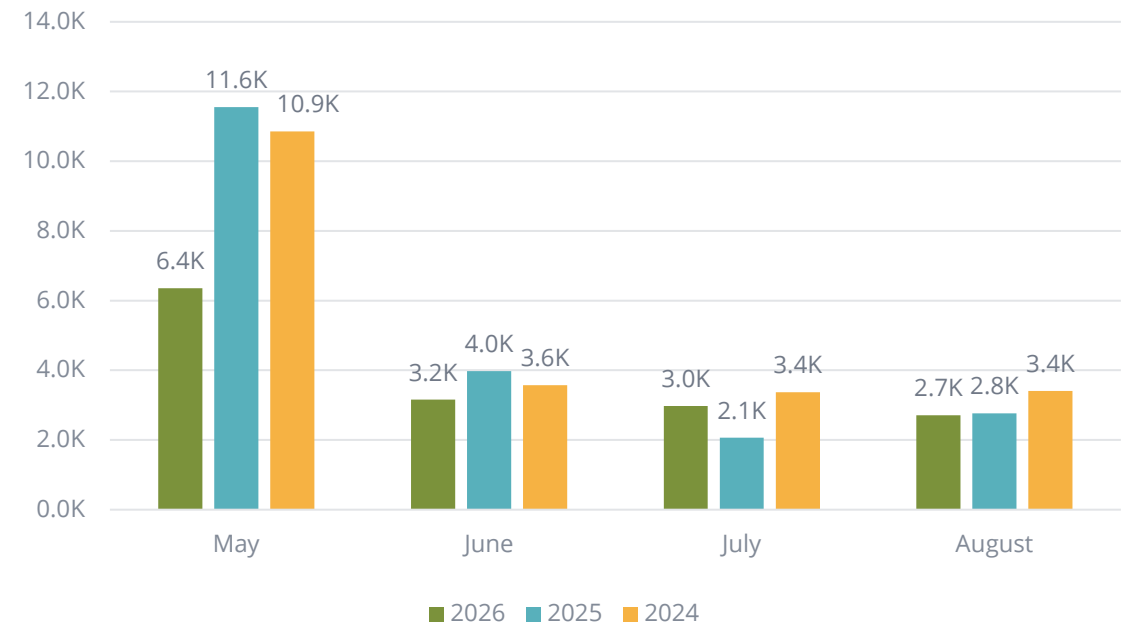
Canadian Originating Flights*



Scheduled Arriving Flights

Month	Y/Y Flight Change	Y/Y % Seat Change
May	-32 (-1.03/day)	-45.0%
June	-4 (-0.13/day)	-20.5%
July	+3 (+.10/day)	+44.2%
August	-2 (-0.06/day)	-1.7%

Scheduled Arriving Seats



*Based on 5/12/26 flight schedules, subject to change

Seasonal Air Service Updates



Porter Airlines

- Will not return Toronto route next season
- Operated approx. 2x weekly
- Less than 1% of PSP market
- Air Canada continues Toronto service

Allegiant Air

- Will not return Bellingham route next season
- Decision tied to Bellingham crew base closure
- Route also operated approx. 2x weekly
- Less than 1% of PSP market

- Airline schedules shifting due to geopolitical/economic conditions, fuel costs, and demand trends
- PSP summer seat capacity remains stable overall, with growth projected in several summer months

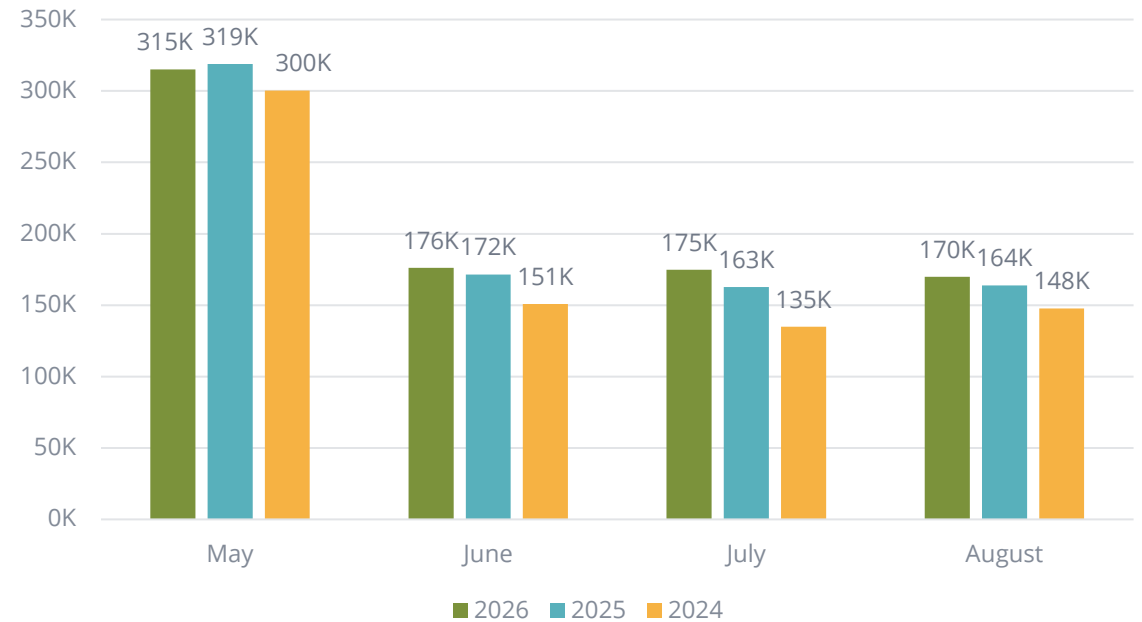
US Domestic – Total Seats/Flights*



Total* Scheduled Seats/Flights

Month	Y/Y % Seat Change	Y/Y Flight Change
May	-2.6%	-66
June	+6.9%	+103
July	+10.0%	+44
August	+7.0%	+103

Total* Scheduled Seats



*Includes ONLY domestic departures and arrivals. Based on 5/12/26 flight schedules, subject to change subject to change.

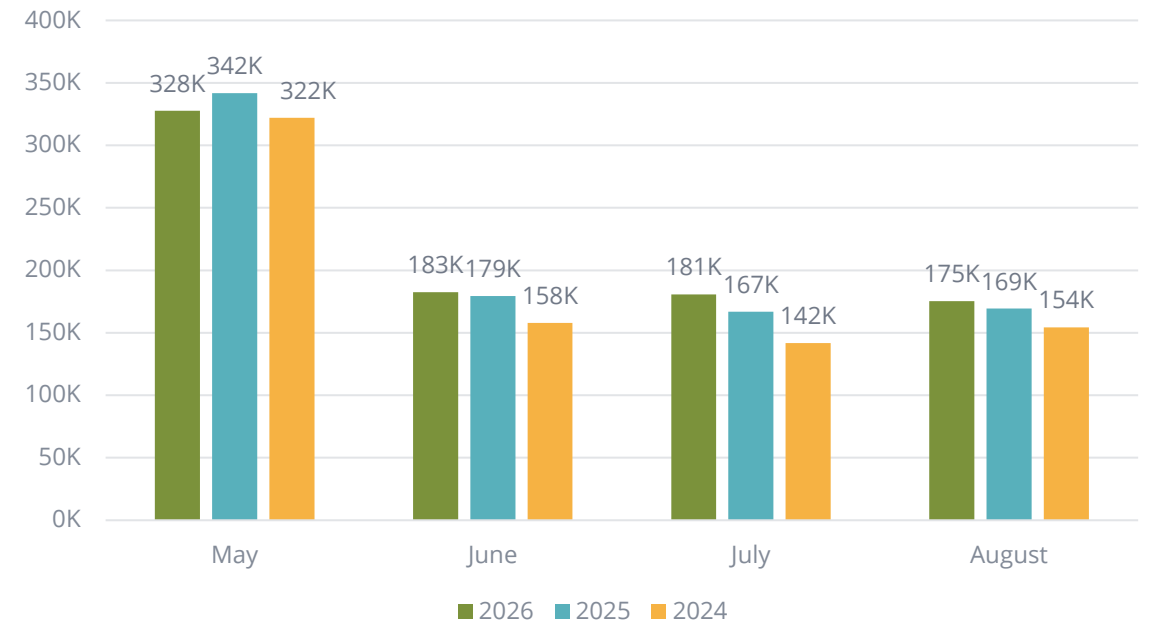
Total Seats/Flights*



Total* Scheduled Seats/Flights

Month	% Seat Change	Seats
May	-4.2%	-14.2K
June	+1.7%	+3.1K
July	+8.3%	+13.9K
August	+3.5%	+5.9K

Total* Scheduled Seats



*Includes domestic and international departures and arrivals. Based on 5/12/26 flight schedules, subject to change subject to change.

Seasonal End Dates

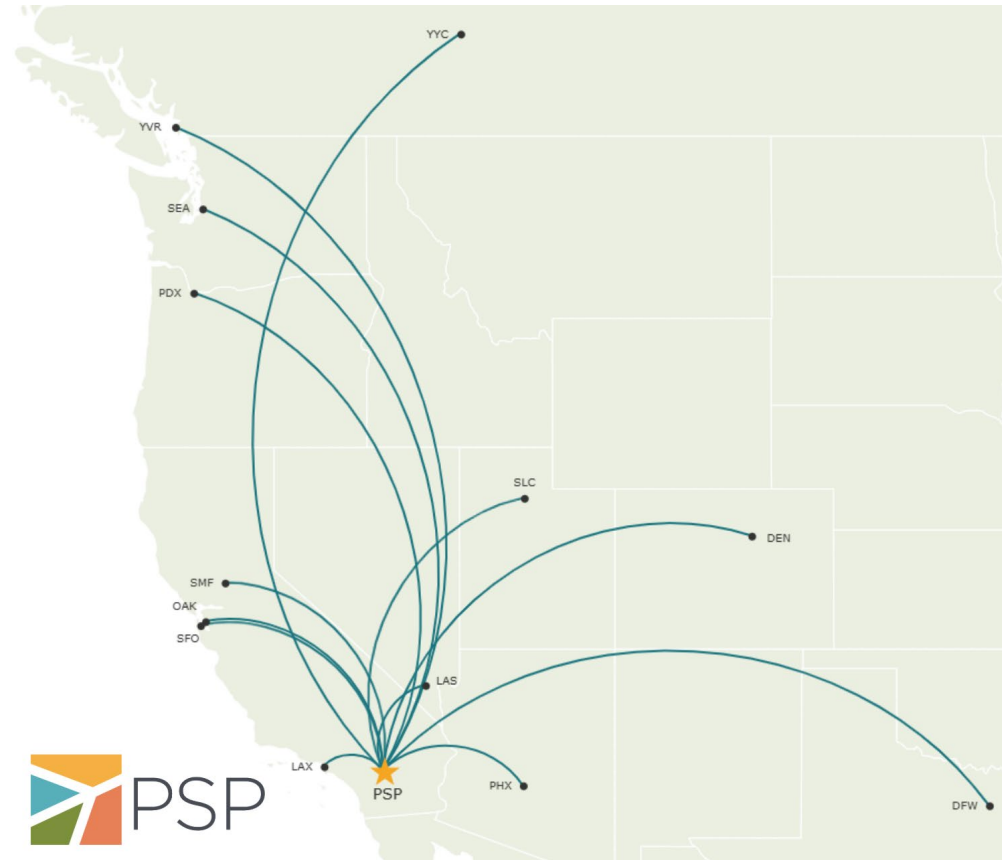


SEASONAL CALENDAR 2025-2026 Service Cessation																	
Carrier	9-Feb	4-Apr	11-Apr	18-Apr	23-Apr	25-Apr	27-Apr	29-Apr	30-Apr	6-May	11-May	18-May	20-May	25-May	30-May	3-Jun	6-Jun
AA : American Airlines		CLT											ORD				
AC : Air Canada									YVR YYZ								
AS : Alaska Airlines							BOI JFK PAE				STS						
DL : Delta Air Lines						AUS				ATL JFK SEA							MSP
G4 : Allegiant Air												BLI					
PD : Porter Airlines			YYZ														
SY : Sun Country Airlines														MSP			
UA : United Airlines							IAD	EWR					IAH ORD				
WN : Southwest Airlines															AUS	SJC	
WS : WestJet					YWG	YEG											

Year-Round Routes



- DEN** : Denver, CO, US
- DFW** : Dallas/Fort Worth, TX, US
- LAS** : Las Vegas, NV, US
- LAX** : Los Angeles, CA, US
- OAK** : Oakland, CA, US
- PDX** : Portland, OR, US
- PHX** : Phoenix, AZ, US
- SEA** : Seattle, WA, US
- SFO** : San Francisco, CA, US
- SLC** : Salt Lake City, UT, US
- SMF** : Sacramento, CA, US
- YVR** : Vancouver, BC, CA
- YYC** : Calgary, AB, CA



Guest Experience

Rideshare Pickup Zones



New designated pickup areas now marked as Rideshare Pickup 1, 2, 3 and 4

- Updated banner signage improves visibility and curbside wayfinding
- Designed to help reduce congestion and streamline Uber/Lyft pickups



Navigator Appreciation

Red Jeep Tours Adventure

- Celebrated PSP's volunteer Navigators with end of season Red Jeep Tour experience
- Recognized the friendly faces who help create PSP's unforgettable hospitality every day
- ~60 Navigators now support guests throughout the entire airport, from ticketing to the concourses and courtyard
- Nearly 4,000 volunteer hours contributed in 2026 so far, with over 76,000 hours served over program's 22-year history



Community Engagement

Community Outreach

- Presented PSP updates to Cathedral City council and local travel clubs
- Shared information on airport projects, air service, and guest experience improvements
- PSP Community Update (4/6 Plaza Theatre) video now available – watch now at **ProgressPSP.com** or on **Engage Palm Springs**



Employee Recognition



- Recognized outstanding PSP employees for leadership, teamwork, and service excellence
 - Team Member of the Year: Isabel Sicaros
 - Manager/Supervisor of the Year: Josue Morejon
 - Executive of the Year: Daniel Meier
- Celebrating the employees who help deliver PSP's unforgettable hospitality every day





A Department of the City of Palm Springs

Palm Springs International Airport
3400 E. Tahquitz Canyon Way, Suite 1
Palm Springs, CA 92262-6966

flysp.com
T: (760) 318-3800

DATE: May 12, 2026
TO: Chairman Corcoran and Airport Commissioners
FROM: Harman Singh, Project Manager
SUBJECT: Projects and Airport Capital Improvement Update

Capital Projects

Bono Concourse Escalators:

Background: This project aims to replace the escalators leading to the Sonny Bono Concourse to reduce noise and improve operational uptime. Both Sonny Bono Concourse escalators were refurbished with in-truss replacements 9 years ago. At the request of the Airport Commission, the Executive Director of Aviation has directed Airport staff to research the costs and efforts required for a full replacement.

Status: In Progress

- The project is in production.
- Staff are actively working with the contractors during their bi-weekly meetings to get updates on production, discussions on laydown areas and other documents to prep for mobilization.

Next Steps:

- Escalator equipment manufacturing and delivery of material.

Timeline:

- Escalator equipment is expected to be delivered in August and installation completion by end of September 2026.

Taxicab/Transportation Network Company (TNC) Shade Structures - Measure J Funds:

Background: This project is one of the four capital improvement projects funded through Measure J. The project involves the design and installation of dedicated shade structures in the pick-up area for Taxicab services and TNC's, specifically Uber Technologies Inc. and Lyft Inc. The goal is to enhance passenger comfort and safety by providing protection from the elements, thereby contributing to a more positive transportation experience.

Status: In Progress

- The project was presented to the Historical Site Preservation Board (HSPB) during their April 7, 2026, meeting.

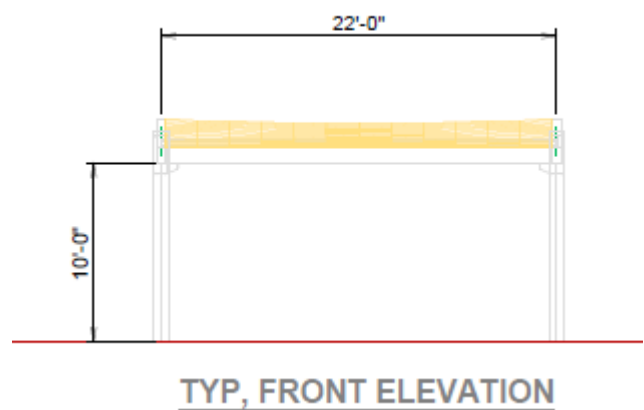
- Airport staff are coordinating with the HSPB officers on final drawings that include the perspective view of the structures, front/side elevations and other structural details for their review and input.

Next Steps:

- Finalizing the structure design and moving forward with procurement process.

Timeline:

- Final design is expected to be completed in May.



Outbound Baggage Handling System Replacement:

Background: This project is intended to modify or replace the existing outbound baggage handling system with a new system to improve capacity and efficiency, enhance baggage tracking through additional technology, reduce or eliminate single points of failure, and improve overall ergonomics for staff.

Status: In Progress

- Swinerton Builders (General Contractor) has been mobilized at the airport.
- Construction site has been secured and barricaded for secured operations.
- City has issued permits for the temporary building.

Next Steps:

- Excavation and site investigation to continue.
- Foundation preparation for the temporary baggage handling station.

Timeline:

- Continuous progress per the schedule.



Restroom Renovations – Design Phase:

Background: City Council approved the design and renovation of all public restrooms Airport-wide in the Fiscal Year 2023 budget. The project includes demolition and replacement of flooring and fixtures, upgrades to ventilation and lighting systems, and the conversion of select restrooms to gender neutral facilities.

Status: In Progress

- City has approved the stamped plans.

Next Steps:

- Airport staff to review detailed cost estimate submitted by the Architectural team for funding/budget strategy.

Timeline:

- TBD.

Purchase of (8) Plug-In Electric Vehicle (EV) Pickup Trucks & EV Chargers:

Background: This project involves the procurement of eight (8) zero-emission pickup trucks and four (4) electric vehicle (EV) chargers to replace the existing gas-powered Airport fleet trucks. The purchase supports the Airport's efforts to minimize environmental impact. The project is funded by the Federal Aviation Administration (FAA) through the Airport Zero Emissions Vehicle (ZEV) and Infrastructure Pilot Program.

Status: In Progress

- All eight (8) trucks have been delivered to the city yard.

Next Steps:

- Trucks to be prepped for make-ready equipment and airport use.

Timeline:

- All trucks expected to be in service by mid-June.



(80) Electric Vehicle Chargers Installation:

Background: This project will install 80 Electric Vehicle Charging Systems (EVCS) at parking Lot-B located at the airport. The 80 EVCS consists of 39 dual port charger pedestals and (2) single port pedestals. This project is part of Southern California Edison (SCE) Charge Ready Program & SCE has provided site design and layout. SCE will complete the installation of load-side infrastructure and provide infrastructure to the stub up.

Status: In Progress

- General contractor firm GA Technical Service has been selected and project teams established weekly meetings on project progress.
- Lot closure is in progress; airport staff has cleared about 90% parking stalls.

Next Steps:

- Project mobilization and installation is expected to start by mid-May.

Timeline:

- Installation is expected to be completed in June.



Hangar 18 Outfall Repair Project:

Background: Project is to repair the damaged Stormwater Outfalls and damaged pavement due to hurricane Hilary. The scope includes the demolish of the existing security fence, the Stormwater Outfalls and the damaged pavement. Installing new concrete Stormwater Outfalls, new perimeter fence with the new standards.

Status: In Progress

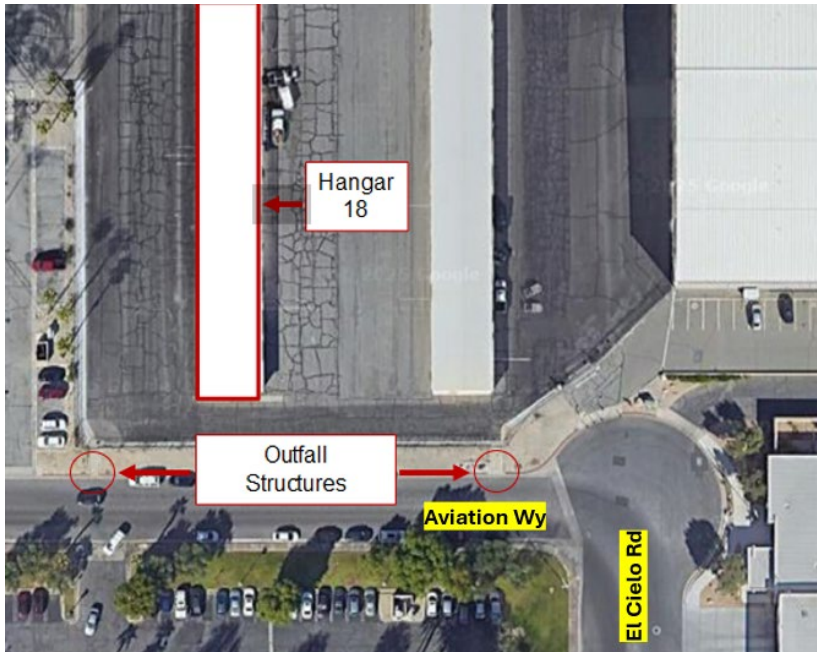
- Utility (Communication and fire hydrants) relocation is in progress.

Next Steps:

- Utility relocation complete and project mobilization.

Timeline:

- Utility relocation is expected to be completed in approximately 30-45 days.



Admin Building Move Timeline:

- I.T. core network and infrastructure:
 - In progress, Purchase orders issued last week of April.
 - Lead time and work completion are expected by mid-June.
- Facilities upgrade and essential makeover:
 - In process of evaluating proposals for facility related essential work.
 - Work completion is expected by late June.
- Staff move-in:
 - Staff move-in phases (division by division)
 - Staff move-in starting mid-June to late July.

PAST CITY COUNCIL ACTIONS

[City Council Regular Meeting for April 22, 2026:](#)

ITEM 1D

RATIFY THE NOMINATION OF THE COUNTY OF RIVERSIDE TO THE PALM SPRINGS INTERNATIONAL AIRPORT COMMISSION

RECOMMENDATION:

Reappoint Margaret Park, representing the County of Riverside, to the Palm Springs International Airport Commission, effective immediately, for a term ending June 30, 2029.

[City Council Regular Meeting for May 12, 2026:](#)

ITEM 1F

SUBJECT:

APPROVE CONSTRUCTION CONTRACT NO. 26P038 FOR PARKING ACCESS AND REVENUE CONTROL SYSTEMS EQUIPMENT, MAINTENANCE, AND SUPPORT AND CONTRACT SERVICES AGREEMENT NO. 26P039 FOR A PREBOOKING AND RESERVATION SYSTEM WITH SKIDATA, INC., FOR PALM SPRINGS INTERNATIONAL AIRPORT

RECOMMENDATION:

1. Approve Construction Agreement No. 26P038 for Parking Access and Revenue Control Systems (PARCS) equipment, maintenance, and support for an amount not to exceed \$794,118 for an initial five-year term commencing on May 12, 2026, and continuing through May 11, 2031, with a five-year optional renewal term at the City's sole discretion.
2. Approve Contract Services Agreement No. 26P039 for a Prebooking and Reservation System in an amount not to exceed \$43,780 for an initial five-year term commencing on May 12, 2026, and continuing through May 11, 2031, with a five-year optional renewal term at the City's sole discretion.
3. Authorize the City Manager or designee to execute all necessary documents subject to such changes/revisions agreeable to the City Manager and City Attorney.

ITEM 1N

SUBJECT:

APPROVE AMENDMENT NO. 2 TO CONTRACT SERVICES AGREEMENT NO. 23B079 WITH WEST AVIATION SERVICES – SAN DIEGO DBA SIERRA AVIATION GROUP FOR BAGGAGE RELOCATION AND WAYFINDING ASSISTANCE SERVICES FOR THE PALM SPRINGS INTERNATIONAL AIRPORT

RECOMMENDATION:

1. Approve Amendment No. 2 to Contract Services Agreement No. 23B079 with West Aviation Services - San Diego dba Sierra Aviation Group to add a supervisor position, establish overtime and holiday rates, define regular working hours and a holiday schedule, extend the term, and account for the annual Consumer Price Index (CPI) adjustment to increase compensation in the amount of \$1,498,422.50, for a revised not to exceed amount of \$3,608,422.50, for baggage relocation and wayfinding services at the Palm Springs International Airport.
2. Authorize the City Manager or designee to execute all necessary documents subject to such changes/revisions agreeable to the City Manager and City Attorney.

FUTURE CITY COUNCIL ACTIONS

May 27, 2026

- New Monitoring Wells - PFAS - (Engineering)
- Q3 Fiscal Update (Budget)

June 10,2026

We currently have no items scheduled for this date

Palm Springs International Airport

MONTHLY PASSENGER ACTIVITY REPORT - 2026									
	Enplaned			Deplaned			Total Passengers		
	2026	2025	% Change	2026	2025	% Change	2026	2025	% Change
January	162,179	175,563	-7.6%	168,482	179,223	-6.0%	330,661	354,786	-6.8%
February	193,181	190,572	1.4%	198,420	196,425	1.0%	391,601	386,997	1.2%
March	245,555	250,084	-1.8%	239,543	243,366	-1.6%	485,098	493,450	-1.7%
April	200,834	210,574	-4.6%	186,391	195,932	-4.9%	387,225	406,506	-4.7%
May	-	129,304	-100.0%	-	119,704	-100.0%	-	249,008	-100.0%
June	-	73,003	-100.0%	-	66,717	-100.0%	-	139,720	-100.0%
July	-	63,096	-100.0%	-	61,984	-100.0%	-	125,080	-100.0%
August	-	60,598	-100.0%	-	61,569	-100.0%	-	122,167	-100.0%
September	-	73,951	-100.0%	-	78,822	-100.0%	-	152,773	-100.0%
October	-	122,599	-100.0%	-	135,386	-100.0%	-	257,985	-100.0%
November	-	151,957	-100.0%	-	153,228	-100.0%	-	305,185	-100.0%
December	-	154,330	-100.0%	-	159,153	-100.0%	-	313,483	-100.0%
Year to Date	801,749	1,655,631	-51.6%	792,836	1,651,509	-52.0%	1,594,585	3,307,140	-51.8%

Palm Springs International Airport

ENPLANED & DEPLANED PASSENGERS - 2026

ENPLANED PASSENGERS														
Airlines	Jan	Feb	Mar	Apr	May	Jun	Jul	Aug	Sep	Oct	Nov	Dec	YTD	FYTD
Air Canada	4,537	5,140	7,209	6,664									23,550	32,885
Alaska	35,155	43,966	55,918	47,652									182,691	317,849
American	25,334	28,992	37,696	28,372									120,394	231,498
Avelo Air	-	-	-	-									-	-
Delta Air	17,055	23,595	19,628	16,439									76,717	102,887
SkyWest (Delta Connection)	4,700	4,700	6,190	5,308									20,898	51,897
SkyWest (United Express)	9,771	9,793	14,483	13,497									47,544	103,760
SkyWest (American Air)	2,395	2,880	4,114	4,423									13,812	34,466
Southwest Air	20,817	24,489	36,080	30,035									111,421	214,459
United	23,300	26,940	36,240	26,098									112,578	183,546
WestJet	13,294	15,939	19,634	16,305									65,172	108,073
Allegiant Air	1,787	1,644	2,399	2,077									7,907	12,446
Flair	-	-	-	-									-	-
Frontier	-	-	-	-									-	5,874
Porter	830	901	1,293	446									3,470	3,867
MN Airlines (Sun Country)	3,204	4,202	4,671	3,518									15,595	24,773
<i>Charters</i>	-	-	-	-									-	-
TOTAL ENPLANED	162,179	193,181	245,555	200,834	-	-	-	-	-	-	-	-	801,749	1,428,280
DEPLANED PASSENGERS														
Airlines	Jan	Feb	Mar	Apr	May	Jun	Jul	Aug	Sep	Oct	Nov	Dec	YTD	FYTD
Air Canada	4,150	5,280	6,811	5,391										30,866
Alaska	38,313	44,799	53,812	44,109										321,157
American	25,862	30,164	36,281	26,958										237,324
Avelo Air	-	-	-	-										-
Delta Air	18,566	25,248	19,150	14,712										105,887
SkyWest (Delta Connection)	5,039	5,039	6,250	4,884										54,040
SkyWest (United Express)	9,244	9,553	13,632	12,054										100,210
SkyWest (American Air)	2,330	3,115	3,971	3,553										33,214
Southwest Air	20,423	24,972	34,856	28,509										217,486
United	23,073	25,941	36,478	29,312										183,033
WestJet	14,860	17,119	19,754	11,775										110,157
Allegiant Air	1,873	1,642	2,570	1,792										12,623
Flair	-	-	-	-										1,355
Frontier	-	-	-	-										4,656
Porter	850	1,013	1,182	374										4,602
MN Airlines (Sun Country)	3,899	4,535	4,796	2,968										26,368
<i>Charters</i>	-	-	-	-										-
TOTAL DEPLANED	168,482	198,420	239,543	186,391	-	-	-	-	-	-	-	-	-	1,442,978
TOTAL E & D	330,661	391,601	485,098	387,225	-	-	-	-	-	-	-	-	801,749	2,871,258

Palm Springs International Airport

Best Month Comparison							
ENPLANEMENTS							
	2021	2022	2023	2024	2025	2026	Vs Best Mo
Jan	39,614	118,204	169,746	167,926	175,563	162,179	-7.6%
Feb	57,530	142,206	184,973	186,052	190,572	193,181	1.4%
Mar	107,577	202,993	223,314	238,473	250,084	245,555	-1.8%
Apr	111,376	185,946	200,753	202,219	210,574	200,834	-4.6%
May	92,820	123,736	129,695	127,314	129,304	-	-100.0%
Jun	66,885	73,861	71,635	68,656	73,003	-	-100.0%
Jul	65,869	68,071	63,647	56,556	63,096	-	-100.0%
Aug	58,793	65,368	59,309	58,673	60,598	-	-100.0%
Sep	65,682	79,599	73,813	69,900	73,951	-	-100.0%
Oct	108,923	120,659	126,702	123,263	122,599	-	-100.0%
Nov	135,677	160,129	162,180	151,801	151,957	-	-100.0%
Dec	136,897	159,846	158,245	163,851	154,330	-	-100.0%
TOTAL	1,047,643	1,500,618	1,624,012	1,614,684	1,655,631	801,749	
% Chg.	-50.89%	43.24%	8.22%	-0.57%	2.54%		
TOTAL PASSENGERS							
	2021	2022	2023	2024	2025	2026	Vs Best Mo
Jan	79,082	237,388	341,656	336,778	354,786	330,661	-6.8%
Feb	120,657	292,336	373,850	382,596	386,997	391,601	1.2%
Mar	214,477	403,883	450,146	472,972	493,450	485,098	-1.7%
Apr	215,777	358,115	379,353	382,287	406,506	387,225	-4.7%
May	174,535	233,239	246,186	246,490	249,008	-	-100.0%
Jun	129,872	142,524	138,461	131,639	139,720	-	-100.0%
Jul	129,463	133,664	124,336	112,705	125,080	-	-100.0%
Aug	117,952	129,952	119,256	118,083	122,167	-	-100.0%
Sep	136,666	162,834	151,561	142,688	152,773	-	-100.0%
Oct	225,991	247,457	259,808	258,652	257,985	-	-100.0%
Nov	271,944	319,237	327,470	307,519	305,185	-	-100.0%
Dec	276,527	321,215	325,242	338,505	313,483	-	-100.0%
TOTAL	2,092,943	2,981,844	3,237,325	3,230,914	3,307,140	1,594,585	
% Chg.	51.17%	42.47%	8.57%	-0.20%	2.36%		

Palm Springs International Airport

ACTIVITY BY AIRLINE

1-Apr

AIRLINES	Enplaned			Deplaned			Total			(E & D)
	2026	2025	% Change	2026	2025	% Change	2026	2025	% Change	Market Share
Air Canada	6,664	6,984	-4.6%	5,391	5,497	-1.9%	12,055	12,481	-3.4%	3.1%
Alaska	47,652	43,983	8.3%	44,109	40,592	8.7%	91,761	84,575	8.5%	23.7%
American	28,372	34,247	-17.2%	26,958	31,772	-15.2%	55,330	66,019	-16.2%	14.3%
Avelo	-	2,786	-100.0%	-	2,688	-100.0%	-	5,474	-100.0%	0.0%
Delta Air	16,439	16,166	1.7%	14,712	14,142	4.0%	31,151	30,308	2.8%	8.0%
SkyWest (Delta Connection)	5,308	5,580	-4.9%	4,884	5,347	-8.7%	10,192	10,927	-6.7%	2.6%
SkyWest (United Express)	13,497	14,901	-9.4%	12,054	14,198	-15.1%	25,551	29,099	-12.2%	6.6%
SkyWest (AA)	4,423	3,553	24.5%	3,553	3,677	-3.4%	7,976	7,230	10.3%	2.1%
Southwest Air	30,035	32,664	-8.0%	28,509	31,641	-9.9%	58,544	64,305	-9.0%	15.1%
United	26,098	21,244	22.8%	29,312	23,876	22.8%	55,410	45,120	22.8%	14.3%
WestJet	16,305	18,255	-10.7%	11,775	13,587	-13.3%	28,080	31,842	-11.8%	7.3%
Allegiant Air	2,077	2,713	-23.4%	1,792	2,291	-22.7%	3,869	5,004	-22.7%	1.0%
Flair	-	377	0.0%	-	144	0.0%	-	521	0.0%	0.0%
Frontier	-	2,764	-100.0%	-	2,759	-100.0%	-	5,523	-100.0%	0.0%
Porter	446	769	-42.0%	374	701	-46.6%	820	1,470	-44.2%	0.2%
MN Airlines (Sun Country)	3,518	3,501	0.5%	2,968	2,941	0.9%	6,486	6,442	0.7%	1.7%
Charters	-	87	0.0%	-	79	0.0%	-	166	0.0%	0.0%
TOTAL	200,834	210,574	-4.6%	186,391	195,932	-4.9%	387,225	406,506	-4.7%	100.0%

PASSENGER ACTIVITY REPORT - FISCAL YEAR COMPARISON

	ENPLANED PASSENGERS							DEPLANED PASSENGERS							TOTAL PASSENGERS						
	FY '25-'26	% CHANGE	FY '24-'25	% CHANGE	FY '23-'24	% CHANGE	FY '22-'23	FY '25-'26	% CHANGE	FY '24-'25	% CHANGE	FY '23-'24	% CHANGE	FY '22-'23	FY '25-'26	% CHANGE	FY '24-'25	% CHANGE	FY '23-'24	% CHANGE	FY '22-'23
July	63,096	↑ 12%	56,556	↓ -11%	63,647	↓ -6%	68,071	61,984	↑ 10%	56,149	↓ -7%	60,689	↓ -7%	65,593	125,080	↑ 11%	112,705	↓ -9%	124,336	↓ -7%	133,664
August	60,598	↑ 3%	58,673	↓ -1%	59,309	↓ -9%	65,368	61,569	↑ 4%	59,410	↓ -1%	59,947	↓ -7%	64,584	122,167	↑ 3%	118,083	↓ -1%	119,256	↓ -8%	129,952
September	73,951	↑ 6%	69,900	↓ -5%	73,813	↓ -7%	79,599	78,822	↑ 8%	72,788	↓ -6%	77,748	↓ -7%	83,235	152,773	↑ 7%	142,688	↓ -6%	151,561	↓ -7%	162,834
October	122,599	↓ -1%	123,263	↓ -3%	126,702	↑ 5%	120,659	135,386	↓ 0%	135,389	↑ 2%	133,106	↑ 5%	126,798	257,985	↓ 0%	258,652	↓ 0%	259,808	↑ 5%	247,457
November	151,957	↑ 0%	151,801	↓ -6%	162,180	↑ 1%	160,129	153,228	↓ -2%	155,718	↓ -6%	165,290	↑ 4%	159,108	305,185	↓ -1%	307,519	↓ -6%	327,470	↑ 3%	319,237
December	154,330	↓ -6%	163,851	↑ 4%	158,245	↓ -1%	159,846	159,153	↓ -9%	174,654	↑ 5%	166,997	↑ 3%	161,369	313,483	↓ -7%	338,505	↑ 4%	325,242	↑ 1%	321,215
January	162,179	↓ -8%	175,563	↑ 5%	167,926	↓ -1%	169,746	168,482	↓ -6%	179,223	↑ 6%	168,852	↓ -2%	171,910	330,661	↓ -7%	354,786	↑ 5%	336,778	↓ -1%	341,656
February	193,181	↑ 1%	190,572	↑ 2%	186,052	↑ 1%	184,973	198,420	↑ 1%	196,425	↓ 0%	196,544	↑ 4%	188,877	391,601	↑ 1%	386,997	↑ 1%	382,596	↑ 2%	373,850
March	245,555	↓ -2%	250,084	↑ 5%	238,473	↑ 7%	223,314	239,543	↓ -2%	243,366	↑ 4%	234,499	↑ 3%	226,832	485,098	↓ -2%	493,450	↑ 4%	472,972	↑ 5%	450,146
April	200,834	↓ -5%	210,574	↑ 4%	202,219	↑ 1%	200,753	186,391	↓ -5%	195,932	↑ 9%	180,068	↑ 1%	178,600	387,225	↓ -5%	406,506	↑ 6%	382,287	↑ 1%	379,353
May		↓ -100%	129,304	↑ 2%	127,314	↓ -2%	129,695		↓ -100%	119,704	↑ 0%	119,176	↑ 2%	116,491	-	↓ -100%	249,008	↑ 1%	246,490	↑ 0%	246,186
June		↓ -100%	73,003	↑ 6%	68,656	↓ -4%	71,635		↓ -100%	66,717	↑ 6%	62,983	↓ -6%	66,826	-	↓ -100%	139,720	↑ 6%	131,639	↓ -5%	138,461
YTD	1,428,280	↓ (1.55)	1,653,144	↑ 1%	1,634,536	↑ 0%	1,633,788	1,442,978	↓ (1.78)	1,655,475	↑ 2%	1,625,899	↑ 1%	1,610,223	2,871,258	↓ (1.67)	3,308,619	↑ 1%	3,260,435	↑ 1%	3,244,011

REQUEST FOR PROPOSAL (RFP) & INVITATION FOR BID (IFB) UPDATE

Posted on Planetbids – Bidding

Nothing currently posted on Planetbids

Upcoming RFP & IFB to be Posted on Planetbids

- **Project Title (Project Type):**
 1. Flooring/wainscoting Services (IFB)
 2. Escalator and Elevator Maintenance Services (RFP)
 3. Public Parking Management Services (RFP)
 4. Terminal Restrooms Construction (RFP)
 5. Airport Landside and Airside Landscaping Services (IFB)

(Contracts over \$150K must be approved by City Council and updates are subject to change)

FUTURE COMMITTEE MEETINGS

Date	Time	Committee
07/15/2026	3:00 P.M.	Noise Committee
TBD	TBD	Budget and Finance Committee
TBD	TBD	Ad Hoc Design Review Committee
TBD	TBD	Operations, Properties and Facilities Committee
TBD	TBD	Marketing and Business Development Committee
05/21/2026	9:00 A.M	Art Review Working Group

AIRPORT COMMITTEES FY2026-27

Revised 05-12-2026

REPRESENTING	COMMISSIONERS	Marketing (9 Members)	Budget (9 Members)	Operations (9 Members)	Noise (5 Members)	Ad Hoc Design Review (6 Members)	Art Review Working Group (2 Members)
Palm Springs	BURKE, Todd	Member			Member	Member	
Palm Springs	CALDWELL, Daniel	Member		Member			
Palm Springs	CORCORAN, Kevin	Member	Member			Chair	
Palm Springs	EBENSTEINER, Bryan	Member		Member			
Palm Springs	FONG, J Craig	Member			Chair		
Palm Springs	HEDRICK, Ken		Chair				
La Quinta	KIEHL, Geoffrey		Member			Member	
Coachella	LOPEZ, Yadira						
Palm Springs	MARTIN, Tracy		Member			Member	
Palm Springs	MCDERMOTT, Sam	Chair					
Riverside County	PARK, Margaret			Member			Member -NON Voting
Cathedral City	SAMLASKA, Christian			Member	Member		Member
Palm Springs	SCHOEFFLER, Timothy			Member	Member		Member
Indian Wells	VALDEZ, Phil		Member	Member			
Desert Hot Springs	VOSS, Dirk		Member	Member			
Palm Desert	WISEMAN, Kevin	Member		Chair	Member	Member	
Indio	WISE, Rick		Member			Member	
Rancho Mirage	YOUNG, Keith	Member		Member		Member	

8 8 9 5 7 2

Request for Proposal (RFP) & Invitation for BID (IFB) Update
